

**SANYO**

No.3264

**LA6530,6531****2-Channel BTL-Use Drivers**

The LA6530, 6531 are 2-channel BTL-use drivers designed for compact disc pickup actuation.

**Functions and Features**

- High output current ( $I_O$  max = 0.7A)
- Wide operating voltage range (4 to 15V)
- Low input bias current
- LA6530 . . . . Output of amps 1 to 4 at muting-ON mode : OFF
- LA6531 . . . . Output of amps 1 to 4 and buffer amp at muting-ON mode : OFF

**Maximum Ratings at  $T_a = 25^\circ\text{C}$** 

			unit
Maximum Supply Voltage	$V_{CC}$ max	16	V
Allowable Power Dissipation	$P_d$ max	1.9	W
Differential Input Voltage	$V_{ID}$ Amp 2, amp 3	15	V
Common-Mode Input Voltage	$V_{ICM}$ Amp 2, amp 3	15	V
Maximum Input Voltage	$V_{INB}$ max Buffer amp	15	V
Maximum Flow-in Current at Muting Pin	$I_M$ max	1.0	mA
Maximum Output Current	$I_O$ max	0.7	A
Operating Temperature	$T_{opr}$	-20 to +75	$^\circ\text{C}$
Storage Temperature	$T_{stg}$	-55 to +150	$^\circ\text{C}$

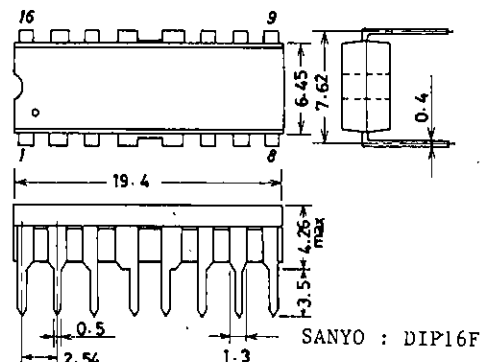
**Operating Conditions at  $T_a = 25^\circ\text{C}$** 

			unit
Maximum Supply Voltage	$V_{CC}$ max	5	V
Load Resistance	$R_L$	8	$\Omega$

**Operating Characteristics at  $T_a = 25^\circ\text{C}, V_{CC} = 5.0\text{V}$** 

			min	typ	max	unit
No-Loaded Current Dissipation 1	$I_{CC1}$	Mute OFF, pins 8,9,16 GND	5	10	20	mA
No-Loaded Current Dissipation 2	$I_{CC2}$	Mute OFF, pins 8,9,16 GND	3	7	15	mA
No-Loaded Current Dissipation 3	$I_{CC3}$	Mute OFF, pins 8,9,16 $1/2 V_{CC}$	10	20	30	mA
No-Loaded Current Dissipation 4	$I_{CC4}$	Mute OFF, pins 8,9,16 $1/2 V_{CC}$	4	8	16	mA

Continued on next page.

**Package Dimensions 3054A-D16FNIC  
(unit : mm)**

Continued from preceding page.

			min	typ	max	unit
Output Offset Voltage 1	$V_{OF1}$	Out 1 - Out 2	-50		50	mV
Output Offset Voltage 2	$V_{OF2}$	Out 4 - Out 3	-50		50	mV
Buffer Input-Output Voltage Difference	$V_{BIO}$	Buffer amp	-30		30	mV
Buffer Input Voltage Range	$V_{BICM}$	Buffer amp	1.5	$V_{CC}-1.5$		V
Common-Mode Input Voltage Range	$V_{ICM}$	Amp 2, amp 3	1.0	$V_{CC}-1.5$		V
Input Bias Current	$I_B$			50	300	nA
Output Voltage	$V_O$	$R_L = 8.0\Omega$	2.8	3.3		V
Bridge Output Voltage Difference	$V_{OD}$	Pins 3-6, 11-14 $8\Omega$ load	1.8	2.2		V
Closed-Circuit Voltage Gain	$V_G$		30	38		dB
Muting Pin ON-State Voltage	$V_M$			0.7		V
Muting Pin Flow-in Current	$I_M$			3		$\mu A$

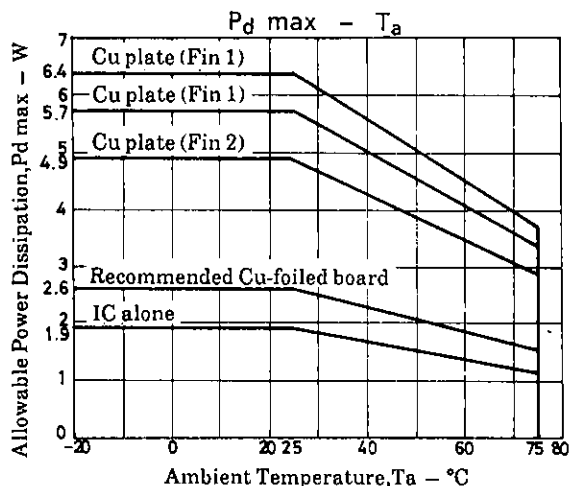
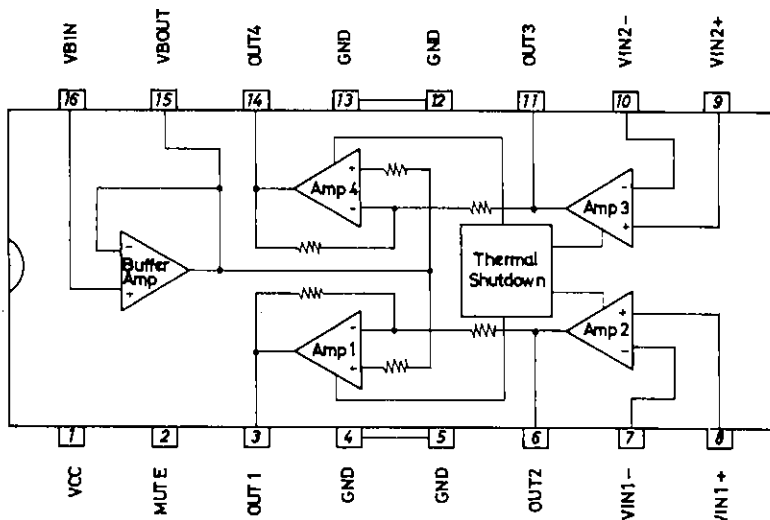
Note) With thermal shutdown function

※ : The LA6530 is so designed that the outputs at OUT1 to OUT4 are turned OFF and the output at VBOUT is not turned OFF at the muting-ON mode.

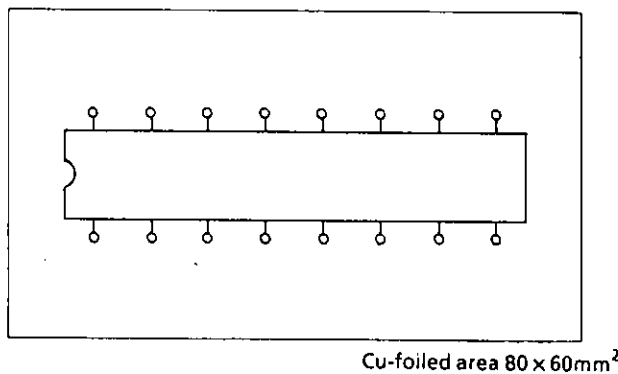
※ : The LA6531 is so designed that the outputs at OUT1 to OUT4 and the output at VBOUT are turned OFF.

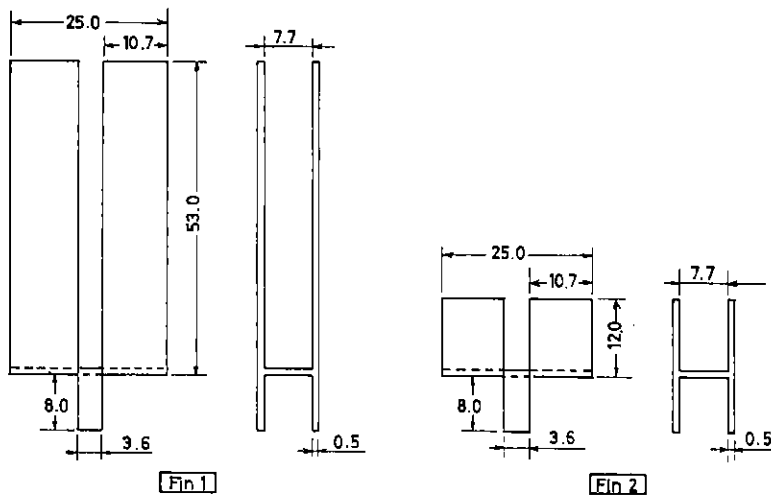
※ : Be careful in handling the LA6530, 6531, because dielectric breakdown is liable to occur.

Equivalent Circuit Block Diagram



Sample Printed Circuit Pattern





- No products described or contained herein are intended for use in surgical implants, life-support systems, aerospace equipment, nuclear power control systems, vehicles, disaster/crime-prevention equipment and the like, the failure of which may directly or indirectly cause injury, death or property loss.
- Anyone purchasing any products described or contained herein for an above-mentioned use shall:
  - ① Accept full responsibility and indemnify and defend SANYO ELECTRIC CO., LTD., its affiliates, subsidiaries and distributors and all their officers and employees, jointly and severally, against any and all claims and litigation and all damages, cost and expenses associated with such use:
  - ② Not impose any responsibility for any fault or negligence which may be cited in any such claim or litigation on SANYO ELECTRIC CO., LTD., its affiliates, subsidiaries and distributors or any of their officers and employees jointly or severally.
- Information (including circuit diagrams and circuit parameters) herein is for example only; it is not guaranteed for volume production. SANYO believes information herein is accurate and reliable, but no guarantees are made or implied regarding its use or any infringements of intellectual property rights or other rights of third parties.